



TECHNICAL DATA

RATED FLOW [M3/H]	15m3/hr
MAX FLOW	23m3/hr
MAX HEAD	108.1M
OPTIMUM OPERATING RANGE	9m3/hr @ 102.8m 47.1% eff
	18.8m3/hr @ 90.7m 66.2% eff
WORKING AIR TEMP	0°C - 40°C
LIQUID TEMPERATURE	-15°C - 120°C
HIGHEST EFFICIENCY	69.1%
MAXIMUM PUMP PRESSURE	31 bar
NET WEIGHT (KG)	83.6kg

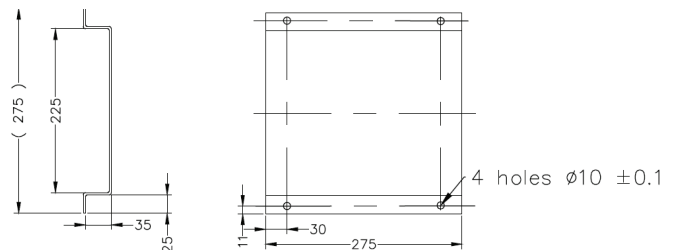
RATED VOLTAGE/CURRENT	Three phase 415V +10% - 6%
RATED CURRENT	13.86 amps
POWER (KW)	7.5kW 2 pole
MOTOR IP RATING	IP55
MOTOR INSULATION	Class F
MOTOR EFFICIENCY STD	I.E.3
MOTOR EFFICIENCY	90.1%
COS Ø	0.88
MECHANICAL SEAL	AS-L-16
OUTLET DIN FLANGE	DN50

INCLUDES

- VMS Pump
- NXT Drive (Variable Frequency Drive)
- Counter Flange (In DN25 to DN65)
- Fiber Gaskets to suit counter flanges
- Watermarked Spring Check Valve
- Manifold (304 Stainless Steel)
- Pressure Transducer
- 30 Bar Liquid Filled Pressure Gauge
- Galvanised Single/Double/Triple Base
- Ball Valve (304 Stainless Steel)
- Pressure Tank Included in Scope of Supply
- Braided Hose 20 Bar 1.5m 1" BSPF with 10/6 model only

DIMENSIONS

BASE WIDTH & LENGTH 275



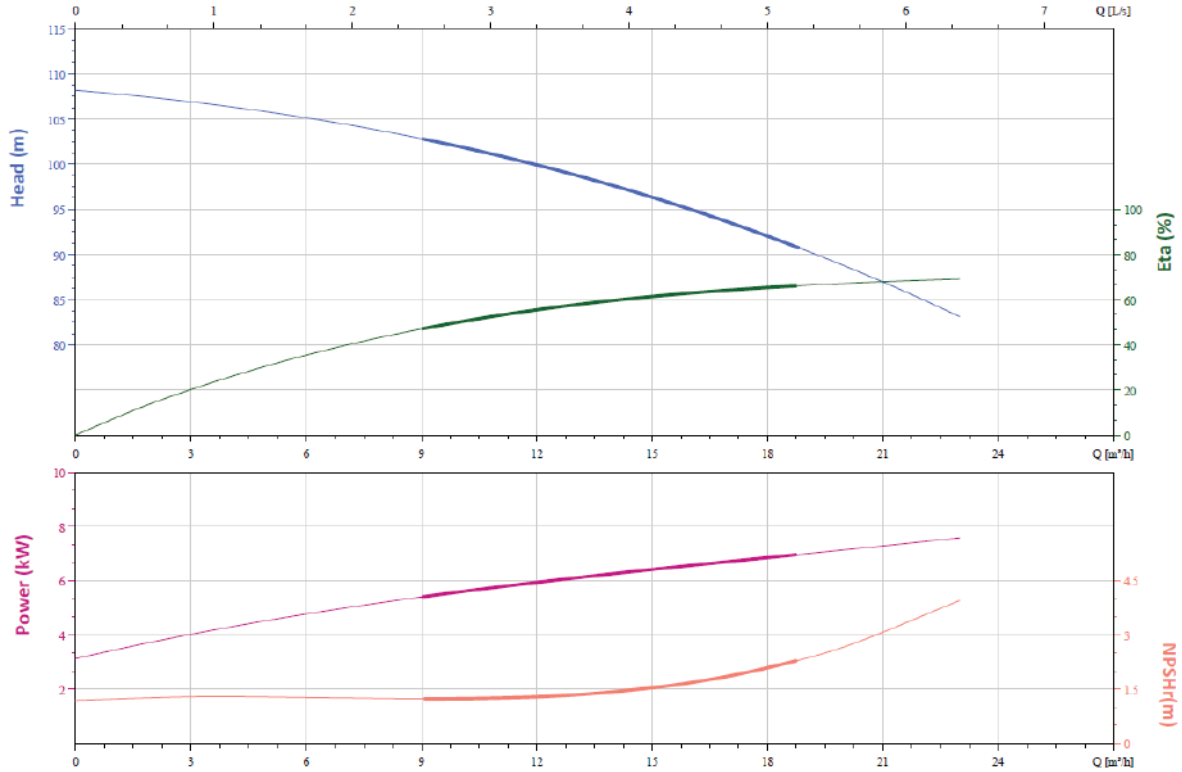
PRODUCT DATA SHEET

SUMMIT SERIES VERTICAL MULTISTAGE

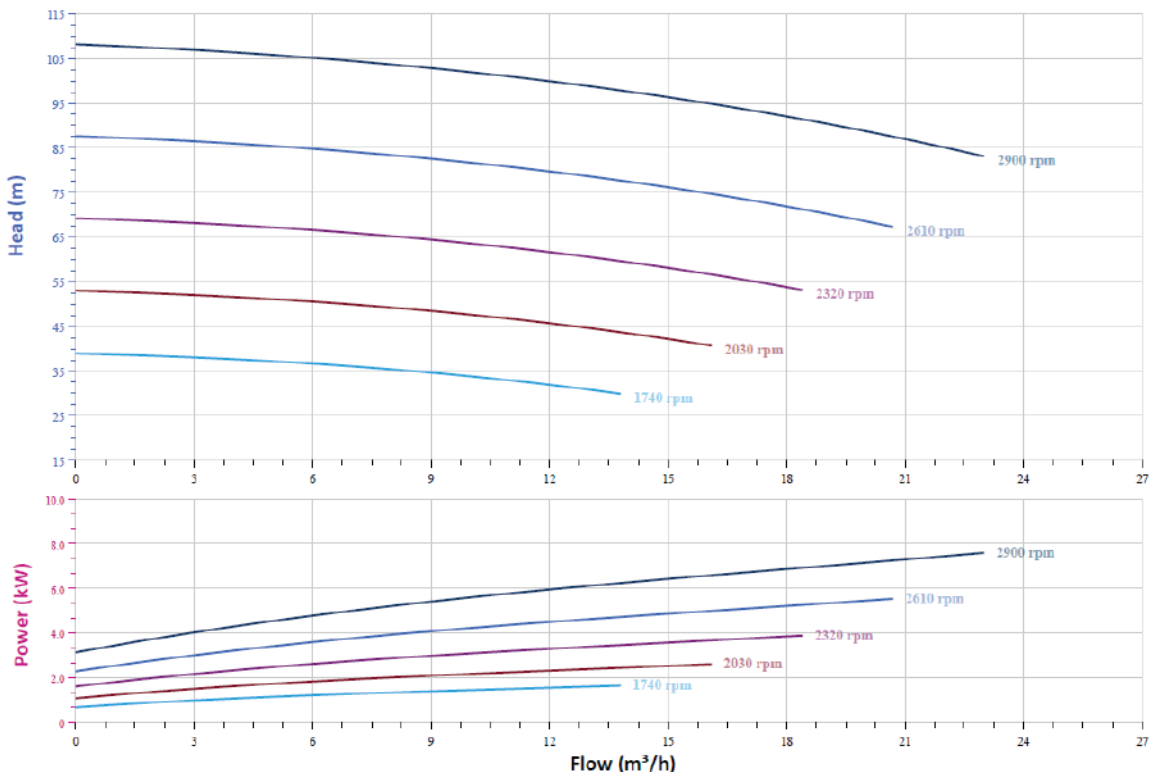
DRIVE KIT

BIA-1VMS15/6T-DRIVE • 812410

CURVE



VFD CURVE



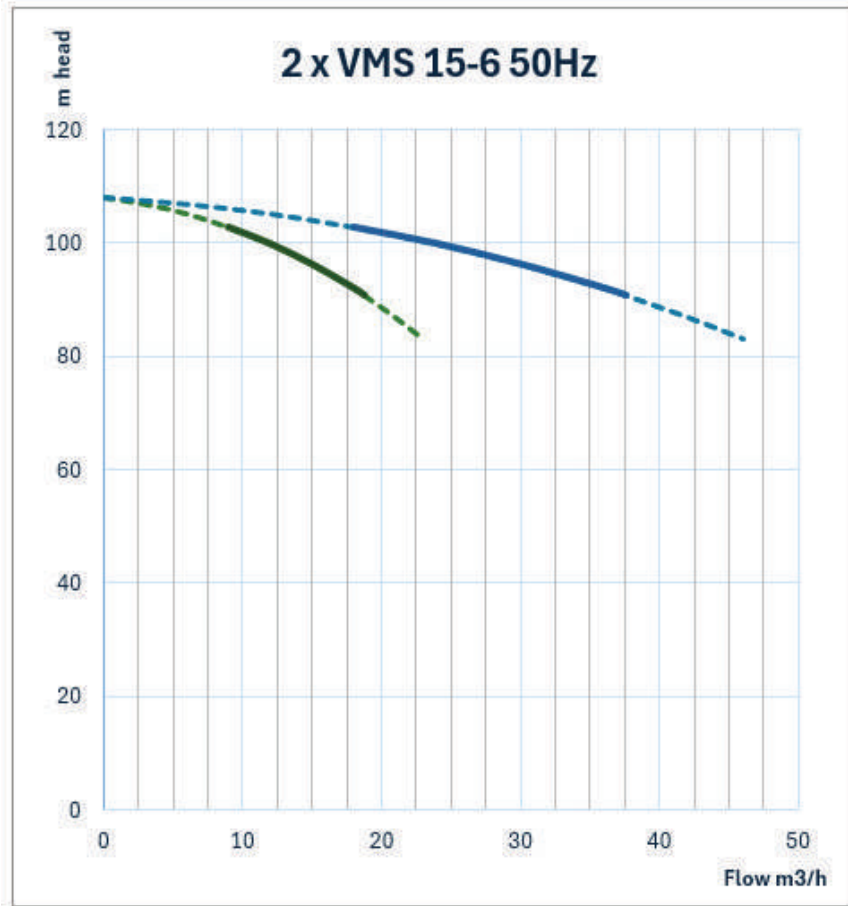
PRODUCT DATA SHEET

SUMMIT SERIES VERTICAL MULTISTAGE

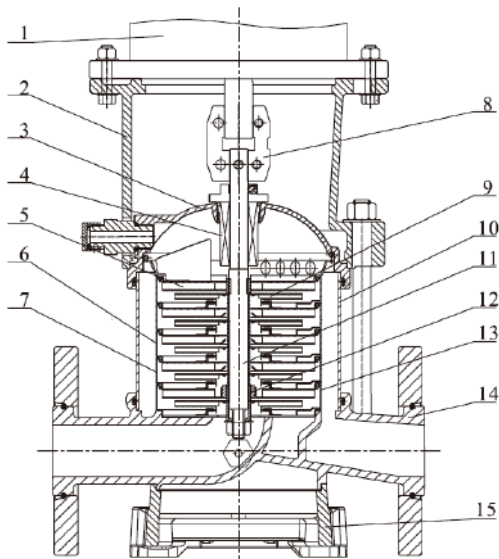
DRIVE KIT

BIA-1VMS15/6T-DRIVE • 812410

DUAL PUMP CURVE



CUTAWAY AND MATERIALS



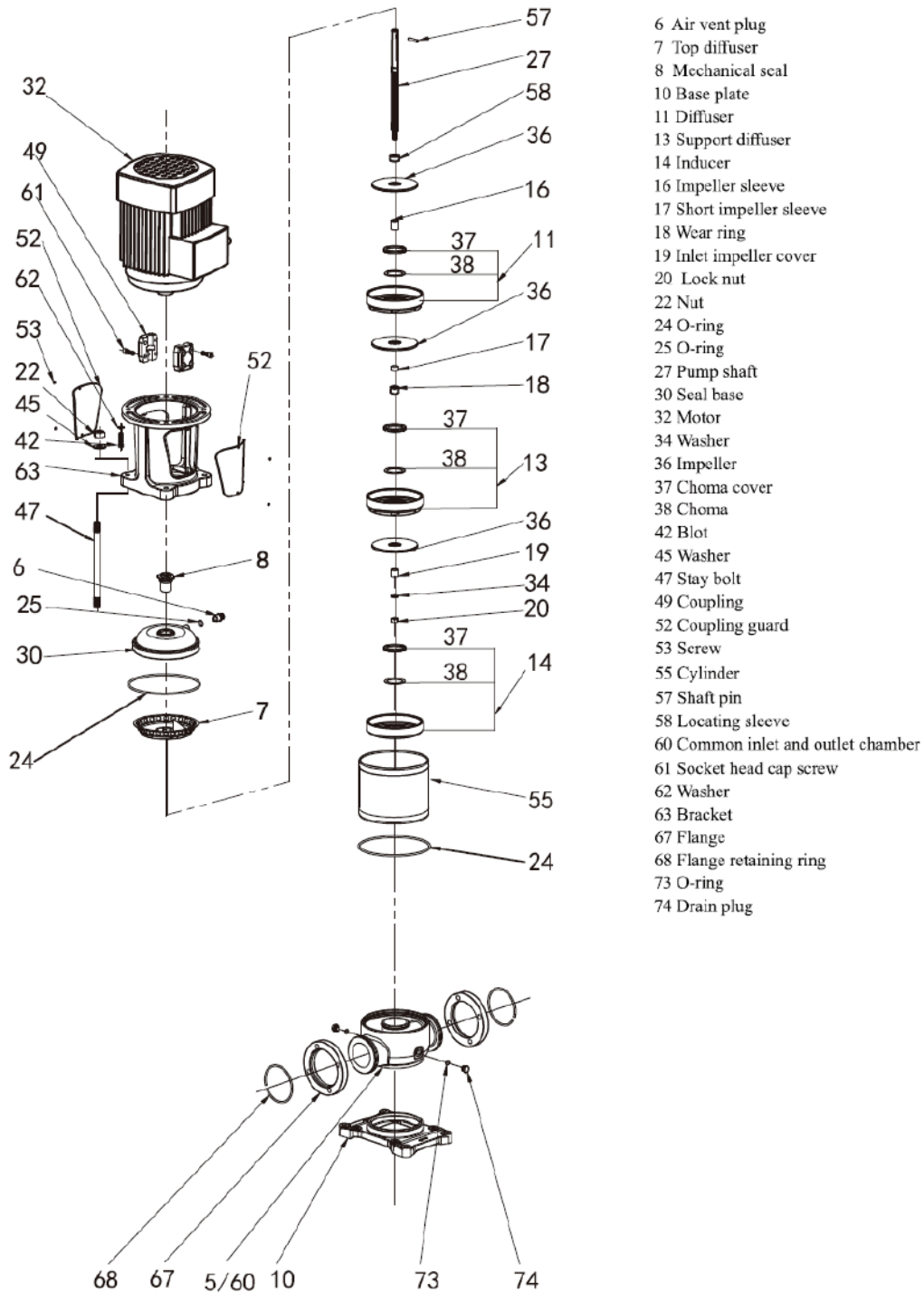
1	Motor	/
2	Bracket	Ductile Cast Iron
3	Seal Base	Stainless / Ductile Cast Iron
4	Mechanical Seal	AS-L-16
5	Top Diffuser	Stainless Steel
6	Diffuser	Stainless Steel
7	Support Diffuser	Stainless Steel
8	Coupling	Stainless Steel
9	Impeller	Stainless Steel
10	Cylinder	Stainless Steel
11	Shaft	Stainless Steel
12	Intermediate Bearing	SIC / WC
13	Inducer	Stainless Steel
14	Inlet/Outlet Chamber	Stainless Steel / Ductile Cast Iron
15	Base	Ductile Cast Iron

PRODUCT DATA SHEET

SUMMIT SERIES VERTICAL MULTISTAGE

DRIVE KIT

BIA-1VMS15/6T-DRIVE • 812410



WARRANTY / CERTIFICATIONS

